

**OPEN MEETING****REGULAR MEETING OF THE GOLDEN RAIN FOUNDATION  
SECURITY AND COMMUNITY ACCESS COMMITTEE**

**Monday, February 24, 2020 – 1:30 p.m.  
Laguna Woods Village Community Center Board Room  
24351 El Toro Road**

**AGENDA**

- |  |              |
|--|--------------|
| 1. Call to Order                             | Don Tibbetts |
| 2. Acknowledgment of Media                   | Don Tibbetts |
| 3. Approval of the Agenda                    | Don Tibbetts |
| 4. Approval of Meeting Report                | Don Tibbetts |
| 5. Chair's Remarks                           | Don Tibbetts |
| 6. Member Comments (Items Not on the Agenda) | Don Tibbetts |

**Reports:**

- |  |         |
|--|---------|
| 7. Gate Access Update                      | Tim Moy |
| 8. Disaster Preparedness Task Force Report | Tim Moy |
| 9. RV Update                               | Tim Moy |
| 10. Noteworthy Incidents                   | Tim Moy |
| 11. Security Statistics                    | Tim Moy |

**Items for Discussion and Consideration:**

- |                             |         |
|-----------------------------|---------|
| 12. DPTF Clubhouse Antennas | Tim Moy |
|-----------------------------|---------|

**Items for Future Agendas:**

- |                      |  |
|----------------------|--|
| 13. To be determined |  |
|----------------------|--|

**Concluding Business:**

- |  |  |
|--|--|
| 14. Committee Member Comments                          |  |
| 15. Date of Next Meeting – April 27, 2020 at 1:30 p.m. |  |
| 16. Adjournment  |  |

Don Tibbetts, Chair  
Tim Moy, Staff Officer  
Telephone: 268-2356





REPORT OF THE REGULAR MEETING OF THE  
GOLDEN RAIN FOUNDATION OF LAGUNA WOODS  
SECURITY AND COMMUNITY ACCESS COMMITTEE

The Regular Meeting of the Security and Community Access Committee was held on Monday, January 20, 2020 at 1:30 p.m. 24351 El Toro Road, Laguna Woods, California.

**MEMBERS PRESENT:** Don Tibbetts – Chair, Bert Moldow, Yvonne Horton, Neda Ardani, Juanita Skillman, Robert Mutchnick, and Steve Parsons

**MEMBERS ABSENT:** Cash Achrekar, Jim Matson, Reza Karimi, and John Dalis

**ADVISORS PRESENT:** Larry Cunningham and Frank Tybor

**OTHERS PRESENT:** Dick Rader, John Frankel, and Bunny Carpenter

**STAFF PRESENT:** Tim Moy, Barbara Bridges, and Debbie Ballesteros

**CALL TO ORDER**

Don Tibbetts, Chair, called the meeting to order at 1:33 p.m.

**ACKNOWLEDGEMENT OF PRESS**

The Media was not present.

**APPROVAL OF AGENDA**

Director Moldow made a motion to approve the agenda as presented. Director Parsons seconded the motion.

By unanimous vote, the motion carried.

**APPROVAL OF MEETING REPORT**

Director Moldow made a motion to approve the October 28, 2019 meeting report as presented. Director Parsons seconded the motion.

By a motion of 6-0-1 (Director Mutchnick abstained), the motion carried.

**CHAIRMAN'S REMARKS**

Chair Tibbetts welcomed the Committee. He informed the Committee that Tim Moy Chief of Security is retiring and that this could be his last meeting.

### **MEMBER COMMENTS ON NON-AGENDA ITEMS**

Monika Hobson (3300-B) wanted to thank Chief Moy for all he has done. However, she stated that there is still an unresolved issue. Someone has an expired ID card and is still gaining access to the Community.

Juanita Skillman (2154-N) wanted to thank Chief Moy for the professionalism and order that he brought to the Security Division. She stated that since he has been here, the Disaster Preparedness Task Force (DPTF) has been great and outstanding for a private community. She wishes him all the best and hopes that everything that he instilled stays when he leaves.

Yvonne Horton (5475-B) recently had her vehicle stolen. She is grateful for Security as they assisted her with contacting the Orange County Sheriff's Department (OCSD) who helped her retrieve it as she had Lojack installed and was able to locate it in Santa Ana an hour later.

### **RESPONSE TO MEMBER COMMENTS ON NON-AGENDA ITEMS**

Chief Moy responded to Ms. Hobson and explained that Gate Ambassadors cannot stop each individual guest to investigate them as they have to maintain the flow of traffic into the community. However, he does encourage them to check when there is down time.

Chief Moy responded to Ms. Skillman and stated that it has been a privilege to work here for the past 3 ½ years. He has enjoyed meeting so many wonderful people and working with an outstanding staff.

### **REPORTS**

#### **Gate Access Update**

Chief Moy updated the Committee on Gate Access Project. He explained that Ernesto Munoz, Maintenance & Construction Director, gave an update that Gate Access for Gate 11 has an estimated start date of June 2020.

Chief Moy explained there have been mechanical glitches at a few gatehouses causing the arms to remain in the up position. He stated that he is working closely with Chuck Holland, Chief Information Officer, regarding those issues. However, he explained that the gate arms have been a huge success and are a great deterrent. He also said that video footage taken from the cameras have helped our collaboration with Sheriff Investigations. The Committee commented and asked questions.

#### **Disaster Preparedness Task Force Report**

Chief Moy reported that the Disaster Preparedness Task Force (DPTF) office has moved. It is now located inside the Laguna Woods Globe office as they are sharing the space. This move is beneficial for the DPTF as the Globe is open 8 hours a day so anyone that walks in can see the flyers and inquire about them. The hours of operation

for DPTF office has changed as well to Monday, Wednesday, and Friday from 10:00 a.m. to noon. The Committee commented and asked questions.

### **RV Update**

Chief Moy informed the Committee that automated gates are being placed at RV lot B. He explained that with the new gate, residents will be able to use their Resident ID cards like they do for RV lot A. The Committee commented and asked questions.

### **Noteworthy Incidents**

Chief Moy presented noteworthy incidents. He informed the Committee that two Gate Ambassadors recently received a commendation for the efficiency they created with the coin collection.

Chief Moy also gave other examples of where the Security Department intercepted trespassers inside the community. He explained the process of how it is necessary to admonish the individuals before an arrest can occur and the protocols that are in place with the Orange County Sheriff's Department. He reminded the Committee that although this is a safe community, it is not immune to crime.

The Committee commented and asked questions.

### **Security Statistics**

Chief Moy reported on the statistics for the Security Department that includes foot patrols, notice of violations, crimes, traffic collisions, RV lots, Social Services and the Compliance Division. Reports are attached to the official minutes of this meeting.

Chief Moy went through each report and explained certain statistics to the Committee. The Committee commented and asked questions.

## **ITEMS FOR DISCUSSION AND CONSIDERATION**

### **DPTF Clubhouse Antennas**

Chief Moy introduced Bruce Bonbright, Radio Officer for the DPTF, who presented the DPTF Clubhouse Antennas.

Director Skillman made a motion to approve the DPTF Clubhouse Antennas. Director Parsons seconded the motion.

Director Mutchnick made a new motion to table the discussion until the next meeting in order to review a Staff Report. Director Moldow seconded the motion.

By unanimous vote, the motion carried.

## **ITEMS FOR FUTURE AGENDAS**

To be determined

## **CONCLUDING BUSINESS**

### **Committee Member Comments**

Mr. Cunningham wished Chief Moy a good journey on his new endeavor.

Director Ardani thanked Chief Moy for the hard work and information presented.

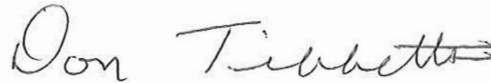
Director Moldow asked Chief Moy for any thought on where / how the Community can be better. He would love to have them before he leaves.

### **DATE OF THE NEXT MEETING**

The next meeting is scheduled for Monday, February 24, 2019, at 1:30 p.m. in the Laguna Woods Village Community Center, Board Room.

### **ADJOURNMENT**

There being no further business to come before the Committee, Chair Tibbetts adjourned the meeting at 3:29 p.m.



---

Don Tibbetts, Chair

# SECTOR ORIENTED SECURITY

## FOOT PATROLS 2018

	Jan	Feb	March	April	May	June	July	Aug	Sept	Oct	Nov	Dec	TOTAL	Monthly Avg
Fire Issues	2	2	6	14	4	0	0	0	0	0	0	0	28	2.3
Hazards	19	26	19	60	60	73	58	67	57	44	30	101	614	51.2
Lights	100	42	67	92	40	24	23	31	16	24	13	20	492	41.0
Maintenance	3	7	8	19	11	6	21	24	10	8	10	10	137	11.4
Perm. Fence	2	6	1	8	13	4	0	6	2	4	4	0	50	4.2
Pests	0	1	0	0	0	1	3	0	0	2	2	0	9	0.8
Signs	3	1	0	1	1	0	0	1	2	1	1	1	12	1.0
Miscellaneous	146	33	79	208	75	146	171	212	79	191	148	94	1582	131.8
TOTAL	275	118	180	402	204	254	276	341	166	274	208	226	2924	

## FOOT PATROLS 2019

	Jan	Feb	March	April	May	June	July	Aug	Sept	Oct	Nov	Dec	TOTAL	Monthly Avg
Fire Issues	0	0	0	0	0	0	0	0	0	7	0	0	7	0.6
Hazards	77	71	105	52	48	20	43	42	41	48	20	26	593	49.4
Lights	47	11	12	6	6	24	8	9	13	41	7	6	190	15.8
Maintenance	9	2	7	5	2	2	15	19	11	7	1	1	81	6.8
Perm. Fence	0	0	5	0	1	0	2	0	0	3	0	0	11	0.9
Pests	0	0	0	0	0	4	7	8	5	0	0	0	24	2.0
Signs	1	3	0	0	0	0	0	4	2	1	1	0	12	1.0
Miscellaneous	96	85	109	107	106	42	81	120	135	92	51	43	1067	88.9
TOTAL	230	172	238	170	163	92	156	202	207	199	80	76	1985	

## FOOT PATROLS 2020

	Jan	Feb	March	April	May	June	July	Aug	Sept	Oct	Nov	Dec	TOTAL	Monthly Avg
Fire Issues	0	0	0	0	0	0	0	0	0	0	0	0	0	0.0
Hazards	18	0	0	0	0	0	0	0	0	0	0	0	18	18.0
Lights	1	0	0	0	0	0	0	0	0	0	0	0	1	1.0
Maintenance	0	0	0	0	0	0	0	0	0	0	0	0	0	0.0
Perm. Fence	0	0	0	0	0	0	0	0	0	0	0	0	0	0.0
Pests	0	0	0	0	0	0	0	0	0	0	0	0	0	0.0
Signs	0	0	0	0	0	0	0	0	0	0	0	0	0	0.0
Miscellaneous	9	0	0	0	0	0	0	0	0	0	0	0	9	9.0
TOTAL	28	0	0	0	0	0	0	0	0	0	0	0	28	

### LEGEND

Fire Issues	--	Clutter, flammable liquids, electrical wiring, etc
Hazards	--	Raised and cracked walkways, steps and curbs, any potential tripping hazards or safety hazards
Lights	--	Non-functioning Laguna Woods Village exterior lights and non-functioning Edison street lights
Maintenance	--	Failing sprinkler systems, railings, landscaping issues (i.e.fallen branches, etc.) and other maintenance failures
Perimeter Fence	--	All perimeter walls and associated barbed wire failures
Pests	--	Rodent and insect infestations
Signs	--	Traffic sign, CDS signs, Manor number signs, and all other miscellaneous signs
Miscellaneous	--	All areas not specifically addressed in the above categories



**Social Services - YTD 2018/2019/2020**  
**CHIEF COMPLAINTS ON SECURITY REPORTS**

**2018**

MONTH	Falls Outside	Falls Inside	Death	Neighbor Dispute	Sheriff Matter	Safety Issues	Confusion	Medical	Non-Medical	TOTAL	% of Total
Jan.	19	32	24	13	2	5	10	1	14	120	7.8%
Feb.	21	24	26	7	3	6	8	2	8	105	6.8%
March	28	24	21	14	10	9	5	5	17	133	8.6%
April	19	31	18	24	0	4	11	2	29	138	8.9%
May	17	40	21	16	3	3	12	0	18	130	8.4%
June	29	46	26	15	3	8	10	2	15	154	9.9%
July	23	42	14	13	4	10	11	2	29	148	9.6%
Aug.	24	35	17	14	3	7	13	4	12	129	8.3%
Sept.	24	23	15	6	4	4	6	1	10	93	6.0%
Oct.	18	31	22	10	8	6	16	0	20	131	8.5%
Nov.	17	29	23	8	5	4	25	0	9	120	7.8%
Dec.	26	46	21	3	9	13	12	8	9	147	9.5%
<b>Total</b>	<b>265</b>	<b>403</b>	<b>248</b>	<b>143</b>	<b>54</b>	<b>79</b>	<b>139</b>	<b>27</b>	<b>190</b>	<b>1548</b>	
<b>% of Total</b>	<b>17.1%</b>	<b>26.0%</b>	<b>16.0%</b>	<b>9.2%</b>	<b>3.5%</b>	<b>5.1%</b>	<b>9.0%</b>	<b>1.7%</b>	<b>12.3%</b>		


**2019**

MONTH	Falls Outside	Falls Inside	Death	Neighbor Dispute	Sheriff Matter	Safety Issues	Confusion	Medical	Non-Medical	TOTAL	% of Total
Jan.	20	41	21	11	1	6	10	3	11	124	7.8%
Feb.	23	39	14	6	12	3	13	0	19	129	8.1%
March	32	43	24	0	5	4	20	0	14	142	8.9%
April	19	49	20	9	6	9	24	3	20	159	10.0%
May	19	45	29	9	0	5	9	1	9	126	7.9%
June	23	30	23	10	4	5	14	5	18	132	8.3%
July	28	41	19	21	3	12	11	0	21	156	9.8%
Aug.	16	38	9	23	7	3	12	5	15	128	8.0%
Sept.	14	46	9	14	5	3	9	3	13	116	7.3%
Oct.	19	31	18	7	4	4	17	1	11	112	7.0%
Nov.	27	49	19	2	4	7	6	0	14	128	8.0%
Dec.	24	63	14	9	3	6	12	3	11	145	9.1%
<b>Total</b>	<b>264</b>	<b>515</b>	<b>219</b>	<b>121</b>	<b>54</b>	<b>67</b>	<b>157</b>	<b>24</b>	<b>176</b>	<b>1597</b>	
<b>% of Total</b>	<b>16.5%</b>	<b>32.2%</b>	<b>13.7%</b>	<b>7.6%</b>	<b>3.4%</b>	<b>4.2%</b>	<b>9.8%</b>	<b>1.5%</b>	<b>11.0%</b>		

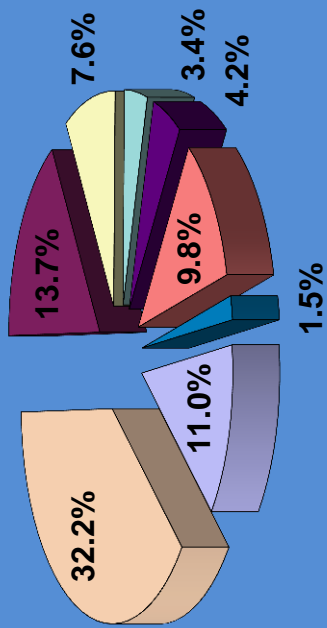
**2020**

MONTH	Falls Outside	Falls Inside	Death	Neighbor Dispute	Sheriff Matter	Safety Issues	Confusion	Medical	Non-Medical	TOTAL	% of Total
Jan.	23	56	21	5	8	2	12	2	15	144	100.0%
Feb.									0	0	0.0%
March									0	0	0.0%
April									0	0	0.0%
May									0	0	0.0%
June									0	0	0.0%
July									0	0	0.0%
Aug.									0	0	0.0%
Sept.									0	0	0.0%
Oct.									0	0	0.0%
Nov.									0	0	0.0%
Dec.									0	0	0.0%
<b>Total</b>	<b>23</b>	<b>56</b>	<b>21</b>	<b>5</b>	<b>8</b>	<b>2</b>	<b>12</b>	<b>2</b>	<b>15</b>	<b>144</b>	
<b>% of Total</b>	<b>16.0%</b>	<b>38.9%</b>	<b>14.6%</b>	<b>3.5%</b>	<b>5.6%</b>	<b>1.4%</b>	<b>8.3%</b>	<b>1.4%</b>	<b>10.4%</b>		

**SOCIAL SERVICES - 2018**  
CHIEF COMPLAINTS FROM SECURITY REPORTS

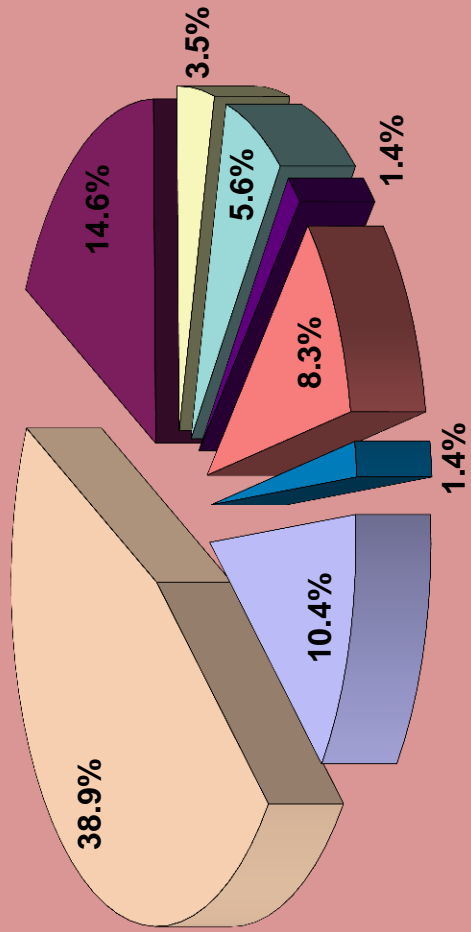


**SOCIAL SERVICES - 2019**  
CHIEF COMPLAINTS FROM SECURITY REPORTS



☐ Falls Inside   
 ☐ Death   
 ☐ Neighbor Dispute   
 ☐ Sheriff Matter   
 ☐ Safety Issues   
 ☐ Confusion   
 ☐ Medical

**SOCIAL SERVICES - 2020**  
CHIEF COMPLAINTS FROM SECURITY REPORTS



# NOTICE OF VIOLATIONS

## JANUARY 2020

VIOLATIONS	Gates 1,2,3,4			Gates 5,6			Gates 7,8,9,10			Gate 14			Gate 11			GRF			TOTALS		
	YTD 2019	JAN	YTD 2020	YTD 2019	JAN	YTD 2020	YTD 2019	JAN	YTD 2020	YTD 2019	JAN	YTD 2020	YTD 2019	JAN	YTD 2020	YTD 2019	JAN	YTD 2020	YTD 2019	JAN	YTD 2020
<b>601</b>	33	11	11	18	1	1	41	16	16	0	0	0	0	0	0	0	0	0	92	28	28
<b>602</b>	2	1	1	0	0	0	26	2	2	0	0	0	0	0	0	0	0	0	28	3	3
<b>610</b>	8	47	47	0	11	11	16	22	22	0	0	0	0	0	0	0	0	0	24	80	80
<b>660</b>	5	6	6	0	2	2	3	1	1	0	0	0	0	0	0	0	0	0	8	9	9
UNLICENSED DRIV.	0	3	3	0	0	0	0	0	0	0	0	0	0	0	0	0	0	0	0	3	3
ALL OTHER MOVING*	17	15	15	11	3	3	0	4	4	0	1	1	0	1	1	1	1	0	29	25	24
<b>700</b>	0	0	0	0	1	1	0	0	0	0	0	0	0	0	0	0	0	0	0	1	1
NO PARKING	34	17	17	22	9	9	19	13	13	0	2	2	1	1	1	0	1	0	76	43	42
<b>720</b>	62	19	19	65	20	20	59	14	14	0	5	5	0	0	0	0	0	0	186	58	58
<b>725</b>	1	2	2	0	0	0	0	4	4	0	0	0	0	0	0	0	0	0	3	6	6
EXPIRED REG	18	18	18	20	10	10	13	11	11	3	5	5	0	0	0	1	0	0	55	44	44
<b>727</b>	0	0	0	0	0	0	0	0	0	0	0	0	0	0	0	0	0	0	0	0	0
NO DECAL/OPP	0	0	0	0	0	0	0	0	0	0	0	0	0	0	0	0	0	0	0	0	0
<b>811</b>	18	18	18	20	10	10	13	11	11	3	5	5	0	0	0	1	0	0	55	44	44
HANDICAPPED	0	0	0	0	0	0	0	0	0	0	0	0	0	0	0	0	0	0	0	0	0
ALL OTHER PARKING**	0	0	0	0	0	0	0	0	0	0	0	0	0	0	0	0	0	0	0	0	0
RV VIOLATIONS***	180	139	139	136	57	57	177	87	87	3	13	13	1	2	2	4	2	0	501	300	298
<b>TOTALS</b>																					

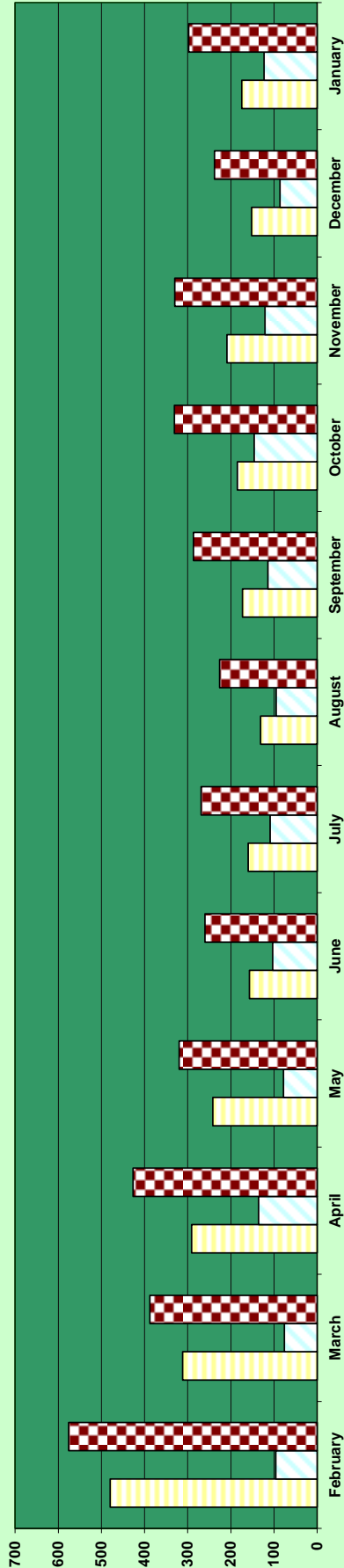
\* All other moving violations include S-Codes: 600, 620, 630, 640, 650, 680, 690, 691 and 695

\*\* All other parking violations include S-Codes: 0010, 721, 722, 723, 724, 726, 730 and 800

\*\*\* Recreational Vehicle (RV) violations include S-Codes: 820, 830, 840, 850, 860 and 870

# NOTICE OF VIOLATIONS

## Twelve Month Rolling Trend Report



■ Parking / RV
 ■ Moving
 ■ Total

Violation	February	March	April	May	June	July	August	September	October	November	December	January	Mth. Ave.
601	51	30	7	14	3	10	7	8	12	6	1	3	39.6
602	1	7	35	47	32	47	39	56	68	76	64	80	52.2
610	37	35	47	32	47	39	45	56	68	76	64	80	52.2
660	6	4	6	4	6	10	2	9	8	10	4	9	6.5
All Other	1	0	0	3	1	1	0	0	2	3	2	3	1.8
Sub-total	96	76	136	78	103	109	95	114	146	121	86	123	106.9
700	31	34	38	19	18	11	16	7	26	7	9	24	20.0
720	53	7	7	3	0	1	2	3	1	2	2	1	6.3
725	65	74	56	50	22	22	33	61	39	61	41	42	47.2
727	247	104	108	112	91	94	49	58	62	90	60	58	94.4
811	5	2	2	5	0	0	3	8	2	1	0	6	2.8
All Other	77	89	81	59	24	31	28	35	50	48	40	44	50.5
RV Lot	2	2	2	0	0	1	0	1	5	0	0	0	1.0
Sub-Total	480	312	291	242	157	160	131	173	185	209	152	175	222.3
Total	576	388	427	320	260	269	226	287	331	330	238	298	329

Moving Violation & Parking Codes	601	Speed +11-15 MPH	700	No Parking	RV Lot	Hazardous Material, Wheel Block, Jack Support (R&R Section "W" Violation), Maintenance or Repair, Miscellaneous (Minor), Miscellaneous (Major)
	602	Speed 16 MPH+	720	Limited Parking		
	610	Stop Sign	725	Expired Registration		
	660	Unlicensed Driver	727	No Decal / OPP		
	All Other	Speeding + 6-10 MPH; Right of Way; Turn Signal; Left of Center; Hit & Run; Reckless; Headlight; Bicycle on Sidewalk	All Other	Abandoned Vehicle; RV over 6hr; Advertising; Storage; Parked sidewalk; Block Sidewalk; Fire Hydrant; All Other		

February 2019 - January 2020

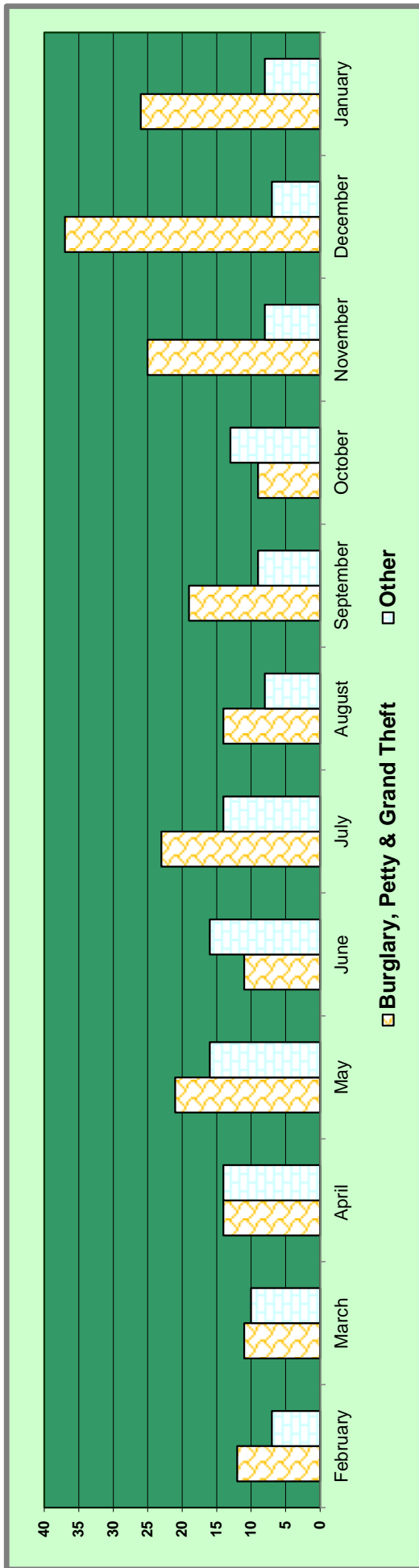
# CRIMES REPORT

## JANUARY 2020

VIOLATIONS	GATE 1,2,3,4			GATE 5,6			GATE 7,8,9,10			GATE 14			GATE 11			GRF			TOTALS		
	YTD 2019	JAN	YTD 2020	YTD 2019	JAN	YTD 2020	YTD 2019	JAN	YTD 2020	YTD 2019	JAN	YTD 2020	YTD 2019	JAN	YTD 2020	YTD 2019	JAN	YTD 2020	YTD 2019	JAN	YTD 2020
<b>70</b> BURGLARY AUTO	0	0	0	0	0	0	0	1	1	0	0	0	0	0	0	0	0	0	0	1	1
<b>90</b> BURGLARY RESIDENCE	0	0	0	0	0	0	0	0	0	0	0	0	0	0	0	0	0	0	0	0	0
<b>150</b> DISTURBANCE	0	0	0	3	0	0	0	0	0	0	0	0	0	0	0	0	1	1	3	1	1
<b>260</b> FRAUD	0	0	0	0	0	0	0	0	0	0	0	0	0	0	0	0	0	0	0	0	0
<b>370</b> MALICIOUS MISCHIEF	2	2	2	1	2	2	0	0	0	0	0	0	0	0	0	0	1	1	3	5	5
<b>500</b> GRAND THEFT	0	3	3	0	0	0	0	1	1	0	0	0	0	0	0	0	2	2	0	6	6
<b>505</b> AUTO THEFT	0	0	0	0	0	0	0	1	1	0	0	0	0	0	0	0	0	0	0	1	1
<b>510</b> PETTY THEFT	2	6	6	4	7	7	2	5	5	0	0	0	0	0	0	0	0	0	8	18	18
<b>520</b> TRESPASSING	0	0	0	0	0	0	0	0	0	0	0	0	0	0	0	0	2	2	0	2	2
<b>TOTALS</b>	<b>4</b>	<b>11</b>	<b>11</b>	<b>8</b>	<b>9</b>	<b>9</b>	<b>2</b>	<b>8</b>	<b>8</b>	<b>0</b>	<b>0</b>	<b>0</b>	<b>0</b>	<b>0</b>	<b>0</b>	<b>0</b>	<b>6</b>	<b>6</b>	<b>14</b>	<b>34</b>	<b>34</b>

# CRIMES REPORT

## Twelve Month Rolling Trend Report



CODE	February	March	April	May	June	July	August	September	October	November	December	January	Mth. Ave.
70	2	0	0	0	0	0	0	0	0	0	3	1	0.5
90	0	0	0	0	0	0	1	0	0	0	0	0	0.1
500	1	0	0	1	2	1	1	3	2	4	4	6	2.1
505	1	0	0	0	0	0	1	0	0	0	3	1	0.5
510	8	11	14	20	9	22	11	16	7	21	27	18	15.3
Sub-total	12	11	14	21	11	23	14	19	9	25	37	26	18.5
150	2	6	8	4	8	8	3	8	10	3	6	1	5.6
260	0	0	0	0	0	0	0	0	0	0	0	0	0.0
370	3	3	2	10	6	3	4	1	2	3	1	5	3.6
520	2	1	4	2	2	3	1	0	1	2	0	2	1.7
Sub-Total	7	10	14	16	16	14	8	9	13	8	7	8	10.8
Total	19	21	28	37	27	37	22	28	22	33	44	34	29.3

70	Burglary (auto)	505	Auto Theft	260	Fraud
90	Burglary (residence)	510	Petty Theft	370	Malicious Mischief
500	Grand Theft	150	Disturbance	520	Trespassing

February 2019 - January 2020

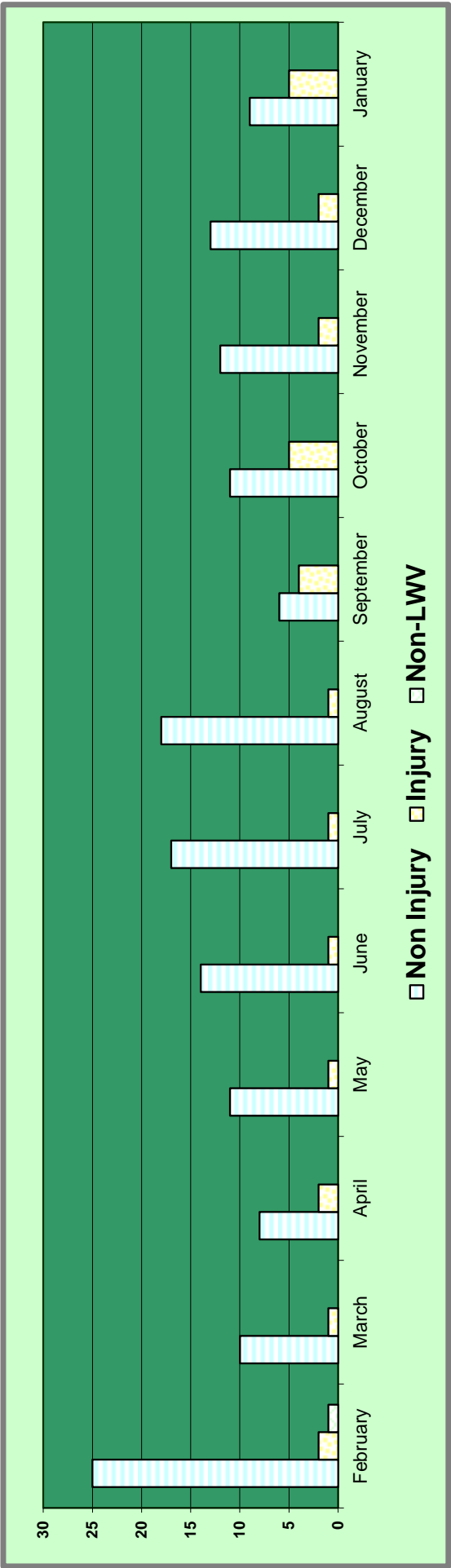
# TRAFFIC COLLISIONS

## JANUARY 2020

VIOLATIONS	GATE 1,2,3,4			GATE 5,6			GATE 7,8,9,10			GATE 14			GATE 11			GRF			TOTALS		
	YTD 2019	JAN	YTD 2020	YTD 2019	JAN	YTD 2020	YTD 2019	JAN	YTD 2020	YTD 2019	JAN	YTD 2020	YTD 2019	JAN	YTD 2020	YTD 2019	JAN	YTD 2020	YTD 2019	JAN	YTD 2020
650 HIT AND RUN	1	0	0	0	1	1	0	0	0	0	0	0	0	0	0	0	0	0	1	1	1
1000 NON-INJURY	2	4	4	5	1	1	1	1	1	0	0	0	0	0	0	1	2	2	9	8	8
1010 INJURY	0	4	4	0	0	0	0	0	0	0	0	0	0	0	0	0	1	1	0	5	5
1020 FATALITY	0	0	0	0	0	0	0	0	0	0	0	0	0	0	0	0	0	0	0	0	0
1050 COLLISION OUTSIDE LWV	0	0	0	0	0	0	0	0	0	0	0	0	0	0	0	1	0	0	1	0	0
TOTALS	3	8	8	5	2	2	1	1	1	0	0	0	0	0	0	2	3	3	11	14	14

# TRAFFIC COLLISIONS

## Twelve Month Rolling Trend Report



CODE	February	March	April	May	June	July	August	September	October	November	December	January	Mth. Ave.
650	2	2	0	3	2	8	2	1	4	4	2	1	2.6
1000	23	8	8	8	12	9	16	5	7	8	11	8	10.3
Sub-total	25	10	8	11	14	17	18	6	11	12	13	9	12.8
1010	2	1	2	1	1	1	1	4	5	2	2	5	2.3
1020	0	0	0	0	0	0	0	0	0	0	0	0	0.0
Sub-Total	2	1	2	1	1	1	1	4	5	2	2	5	2.3
1050	1	0	0	0	0	0	0	0	0	0	0	0	0.1
Sub-Total	1	0	0	0	0	0	0	0	0	0	0	0	0.1
Total	28	11	10	12	15	18	19	10	16	14	15	14	15.2

650	Hit & Run Accident	1020	Fatality Accident
1000	Non-Injury Accident	1050	Outside Collision
1010	Injury Accident		

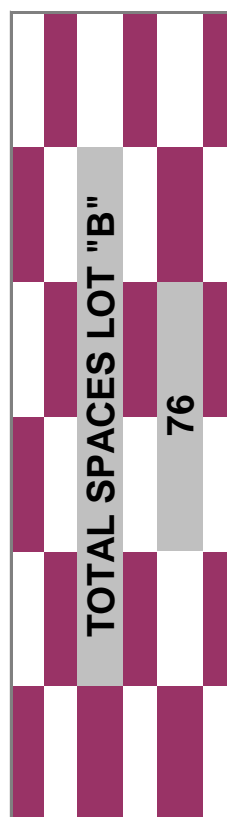
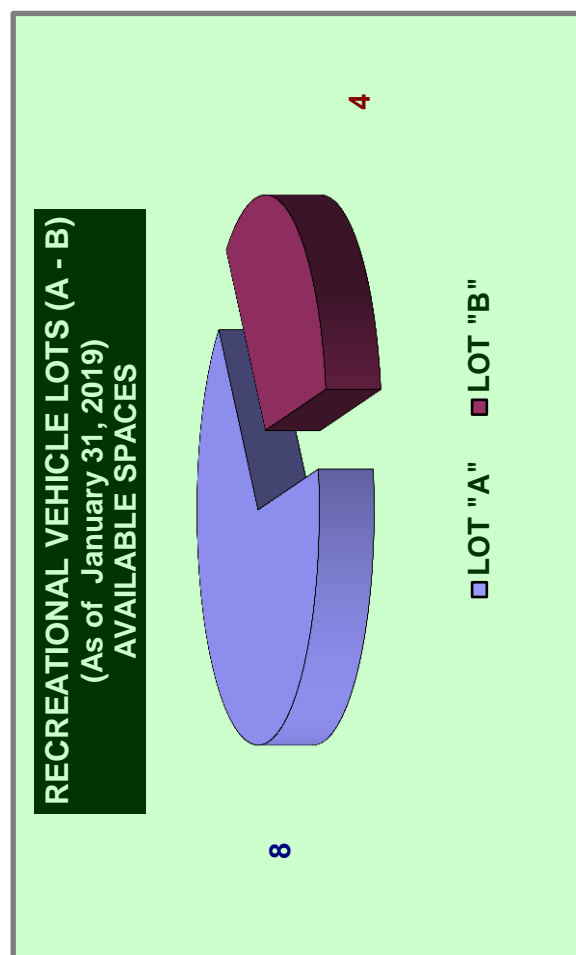

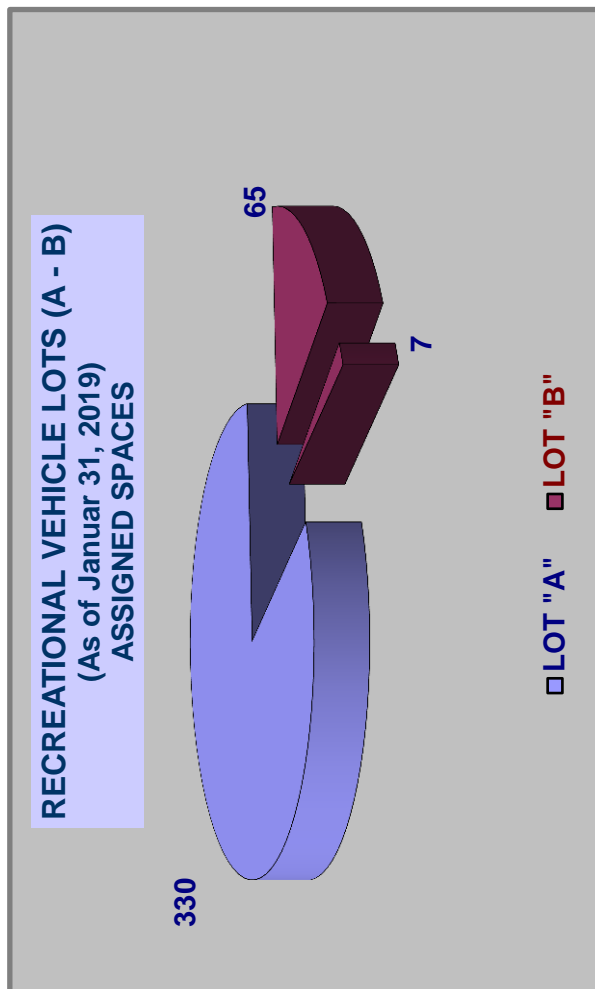
# RECREATIONAL VEHICLE LOTS (A - B)

1/31/2020

SPACE AND VACANCIES			
	LOT "A"		LOT "B"
TOTAL SPACES	338		76
ASSIGNED RV SPACES	330		65
COMMERCIAL VEHICLES			7
<b>VACANCIES</b>	<b>8</b>		<b>4</b>

WAITING LIST			
SPACE SIZE	NUMBER	SPACE SIZE	NUMBER
13 Feet		26 Feet	
14 Feet		27 Feet	
15 Feet		28 Feet	
16 Feet		30 Feet	
17 Feet		31 Feet	
18 Feet		32 Feet	
19 Feet		33 Feet	
20 Feet		34 Feet	
22 Feet		35 Feet	
23 Feet		36 Feet	
24 Feet		38 Feet	
25 Feet		40 Feet	
26 Feet		45 Feet	
<b>TOTAL</b>	<b>0</b>	<b>TOTAL</b>	<b>0</b>
			<b>TOTAL 0</b>

SPACES AVAILABLE			
LOT "A"		LOT "B"	
SPACE SIZE	NUMBER	SPACE SIZE	NUMBER
12 Feet		12 Feet	
16 Feet	1	13 Feet	
17 Feet	2	14 Feet	
18 Feet	1	16 Feet	
19 Feet		17 Feet	
20 Feet	1	18 Feet	
21 Feet		19 Feet	
22 Feet		20 Feet	
23 Feet		21 Feet	
24 Feet		22 Feet	
25 Feet		23 Feet	
25.5 Feet		24 Feet	
26 Feet		25 Feet	
28 Feet		26 Feet	1
29 Feet		27 Feet	
30 Feet		28 Feet	
30.5 Feet	2	29 Feet	
31 Feet	1	30 Feet	
32 Feet		31 Feet	
33 Feet		32 Feet	2
34 Feet		33 Feet	
35 Feet		34 Feet	
36 Feet		36 Feet	1
37 Feet		40 Feet	
38 Feet		41 Feet	
39 Feet		48 Feet	
45 Feet		49 Feet	
49 Feet		57 Feet	
<b>8</b>		<b>4</b>	



## Compliance Division

	Nov	Dec	Jan
Starting Number:	721	723	650
New:	192	113	163
Resolved:	190	186	194
Ending Number:	723	650	619

### Allegations:

Abandoned Vehicle:	25	40	26
Alteration Maintenance:	33	25	14
Animal Nuisance:	76	49	51
Balcony Clutter:	20	15	17
Breezeway Clutter:	40	33	41
Caregiver Policy:	15	9	14
Carport Clutter:	48	40	55
Common Area Clutter:	41	39	36
Delinquencies:	93	45	79
Equestrian Center:	0	0	0
Estate Sales:	0	0	0
Events:	0	0	1
Garden Center Violations:	0	0	0
Gate Clearance:	1	0	3
Golf Course Violation:	0	0	0
Illegal Business:	0	3	0
Illegal Occupancy:	40	69	57
Interior Clutter:	14	16	9
Landscape:	38	19	26
Maintenance:	20	22	18
Nuisance:	91	90	63
Other:	0	3	2
Patio Clutter:	27	26	27
Real Estate Signage:	13	15	9
Recreation Policy:	2	2	1
RV Violation:	0	0	0
Short Term Rentals:	0	0	1
Smoking Policy:	17	13	4
Traffic Rules:	14	10	8
Unauthorized Alteration:	52	55	49
Vehicle Oil:	3	12	8



## **STAFF REPORT**

---

**DATE:** February 24, 2020  
**FOR:** Security and Community Access Committee  
**SUBJECT:** Emergency Radio Equipment

---

### **RECOMMENDATION**

Authorize the purchase of Emergency Radio Equipment with a supplemental appropriation in the amount of \$11,000 from the Equipment Fund.

### **BACKGROUND**

In April 2017, the Security and Community Access Committee approved the Emergency Operations Plan (EOP) also known as the “Disaster Plan”. The EOP is a dynamic and comprehensive multi-level disaster response plan developed cooperatively with the Disaster Preparedness Task Force, Staff, the City of Laguna Woods and other governmental agencies.

The plan's objective is to ensure protection of the health and welfare of Laguna Woods Village Residents and Staff during a catastrophic event within the Community. The secondary mission is to take practical steps to protect property. The EOP is composed of four organizational levels and each year, under the direction of Tim Moy, Chief of Security, Residents and Staff involved participate in mock scenarios to understand the duties and responsibilities in case of a disaster.

One of the organizational levels is the coordination of disaster activities to and from the Care & Reception Centers. It is the responsibility of the Laguna Woods Amateur Radio Club to support communications during a disaster. This is accomplished by Ham Radio Operators assigned to key areas to relay critical messages to the Incident Command Center. Likewise, the Incident Command Center transmits information to the Care & Reception Centers.

The Care & Reception Centers are located at all seven Clubhouses, Par 3 Course, and the Laguna Woods Village Community Center that serves as the Incident Command Center.

### **DISCUSSION**

Communication between the Care & Reception Centers and the Incident Command Center in case of a disaster is key and can be significantly improved with purchase and installation of radio antennas, high-power radios, and a radio repeater.

#### **Radio Antennas**

The radio signal is affected by how far it must travel, the building or structures, and trees or foliage in the line of the signal path. Engineering studies show that approximately

75% of the radio signal is lost when transmission from inside a building to the outside of a building. The same is when a signal is being transmitted from the outside of a building to the inside of the building. This problem may be solved by installing a radio antenna on the roof the Care & Reception Centers and the roof the Community Center (Attachment 1). This will improve the line of sight between the transmitter and the receiver.

#### High-Power Radios

A significant problem associated with a disaster is the loss of power to the Village. With the present radios there is a limit to how much time power would be available. The existing radios would be left with 5-watt that do not have sufficient power to communicate directly with each other. It is recommended that a 25-watt radio be purchased for each Care & Reception Center and the Community Center. This type of radio is designed to be powered by plugging into an emergency backup power generator, plugging into the cigarette lighter receptacle of a vehicle or connecting to a 12-volt battery (Attachment 2).

#### Radio Repeater

A radio repeater is a combination of a radio receiver and a radio transmitter. It receives a signal and re-transmits it so that two-way radio signals can cover longer distances. A repeater sited at a high elevation can allow two out of line of sight radios to communicate with each other. The Laguna Woods Amateur Radio Club has performed tests of radio to radio communication without the use of a radio repeater and have found that they are not able to communicate with each other. At present, there is one radio repeater located at the radio tower near Gate 14. In case of flooding or an earthquake the radio repeater will be unavailable rendering radio signals non-functioning. The purchase of an additional radio repeater will allow for continued operations in the event that the radio tower near Gate 14 is unavailable. The proposed alternative location for the radio repeater is on the roof of The Towers.

### **FINANCIAL ANALYSIS**

A supplemental appropriation in the amount of \$11,000 from the Equipment Fund to purchase the Emergency Radio Antennas, High-Power Radios, and Radio Repeater is required to fund this project.

**Prepared By:** Francis Gomez, Operations Manager

**Reviewed By:** Guy West, Projects Division Manager  
Tim Moy, Chief of Security  
Ernesto Munoz, Maintenance and Construction Director  
Betty Parker, Chief Financial Officer  
Siobhan Foster, Chief Operating Officer

### **ATTACHMENT(S)**

Attachment 1: Radio Antenna

Attachment 2: High-Power Radios

Attachment 3: Resolution


**ATTACHMENT 1**

Radio Antenna



## ATTACHMENT 2

### High-Power Radios



### **ATTACHMENT 3**

#### **Resolution 90-20-XX**

##### **Emergency Radio Equipment**

**WHEREAS**, an Emergency Operations Plan is important to save lives, minimize damage, and ensure response readiness in case of a community wide emergency; and

**WHEREAS**, an EOP provides appropriate steps to manage the entire life cycle of a potential crisis including communication between the Care & Reception Centers and the Incident Command Center by way of two- way radios;

**NOW THEREFORE BE IT RESOLVED**, [DATE], that the Board of Directors of this Corporation hereby authorizes a supplemental appropriation in the amount of \$11,000 from the Equipment Fund for Emergency Radio Equipment; and

**RESOLVE FURTHER**, that the officers and agents of this Corporation are hereby authorized on behalf of the Corporation to carry out the purpose of this resolution.